


Prediabetes, Obesity & Weight Loss Program Per Engaged Member Per Month (PEMPM)

12-month program billed PEMPM.

Pricing: \$999.

Payment schedule includes initial payments covering fixed cost incurred by Ciba Health before switching to monthly payments starting Month 4 of the journey.


Ciba will suspend monthly billing for participants who become disengaged after 3 months.



Prediabetes, Obesity & Weight Loss Program

Per Engaged Member Per Month Schedule (PEMPPM)

Month 1: Enrollment / Admin / Setup	\$300.00
Month 2: Care Team / RPM	\$200.00
Month 3: Care Team / RPM	\$200.00
Month 4: Care Team / RPM	\$34.00
Month 5: Care Team / RPM	\$34.00
Month 6: Care Team / RPM	\$34.00
Month 7: Care Team / RPM	\$34.00
Month 8: Care Team / RPM	\$34.00
Month 9: Care Team / RPM	\$34.00
Month 10: Care Team / RPM	\$34.00
Month 11: Care Team / RPM	\$34.00
Month 12: Care Team / RPM	\$27.00
Total	\$999.00




POWLP ROI Analysis

The current average annual cost of GLP-1 addressing T2D, obesity, and weight loss is around \$19,000 compared with \$999 for the POWLP.

Utilizing the POWLP as a main solution to tackling the current GLP-1 crisis will yield 3 possible outcomes:

- The patients no longer needing GLP-1s or being removed from them
- The utilization of GLP-1s can be delayed by 12 months which would result in better cost management for the employer
- Offering a long-term alternative to patients who would still need GLP-1s after enrolling in the Ciba program

Multiple year savings and future cost avoidance based on the success realized by using the Ciba solution are not captured in this analysis.



Type 2 Diabetes Reversal Program

Option 1: Per Engaged Member Per Month (PEMPM)

1-year program billed PEMPM

Pricing: \$2,499


Ciba Health will offer a Performance Guarantee on 2 metrics and will place 40% of its fees at risk:

- 5% ROI in year 1
- 50% engagement of enrolled cohort

Payment schedule includes initial payments covering fixed cost incurred by Ciba Health before switching to monthly payments starting Month 3 of the journey.

Ciba will suspend monthly billing for participants who become disengaged after 3 months.

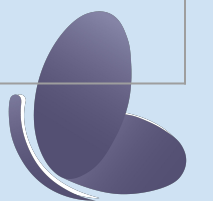
For the PGs to apply, client will guarantee a minimum of 30 participants finishing the program (n=30).



Type 2 Diabetes Reversal Program

PEMPM Option 1 Schedule

Month 1: Enrollment / Admin / Setup	\$500.00
Month 2: Labs / Tech / Clinical	\$750.00
Month 3: Care Team / Supplements	\$125.00
Month 4: Care Team / RPM	\$125.00
Month 5: Care Team / RPM	\$125.00
Month 6: Care Team / RPM	\$125.00
Month 7: Care Team / RPM	\$125.00
Month 8: Care Team / RPM	\$125.00
Month 9: Care Team / RPM	\$125.00
Month 10: Care Team / RPM	\$125.00
Month 11: Care Team / RPM	\$125.00
Month 12: Care Team / RPM	\$124.00
Total	\$2499.00



Type 2 Diabetes Reversal Program

Option 2: Per Engaged Member Per Month (PEMPM)

1-year program billed PEMPM


Pricing: \$2,499

Ciba Health will offer a Performance Guarantee on 2 metrics and will place 40% of its fees at risk:

- 5% ROI in year 1
- 50% engagement of enrolled cohort

Payment schedule includes a guaranteed 6 initial payments covering fixed cost incurred by Ciba Health. As of Month 7, Ciba will suspend monthly billing for participants who become disengaged.

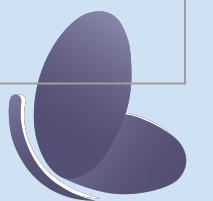
For the PGs to apply, client will guarantee a minimum of 30 participants finishing the program (n=30).



Type 2 Diabetes Reversal Program

PEMPPM Option 2 Schedule

Month 1: Enrollment / Admin / Setup	\$500.00
Month 2: Labs / Tech / Clinical	\$182.00
Month 3: Care Team / Supplements	\$182.00
Month 4: Care Team / RPM	\$182.00
Month 5: Care Team / RPM	\$182.00
Month 6: Care Team / RPM	\$182.00
Month 7: Care Team / RPM	\$182.00
Month 8: Care Team / RPM	\$182.00
Month 9: Care Team / RPM	\$182.00
Month 10: Care Team / RPM	\$182.00
Month 11: Care Team / RPM	\$182.00
Month 12: Care Team / RPM	\$179.00
Total	\$2499.00



Type 2 Diabetes Reversal Program

Option 3: Outcomes-Based Pricing (OBP)

1-year program billed based on OBP

Pricing: \$2,499

50% of fees are billed as follows


- Month 1: Initial fee of \$1,000 per enrollee
- Month 2: fee of \$250 per engaged member

The remaining 50% of fees (\$1,249) will be billed (50% each) for achieving each of the 2 following outcomes (KPIs):

- 5% ROI in year 1
- 50% engagement of enrolled cohort

For the OBP to apply, client will guarantee 50 participants in the program (n=50).

In the event of outcomes achievement (KPIs), client will agree to split the savings achieved by using the Ciba Health's product on a 50/50 basis.



Digestive Health Program

Option 1: Per Engaged Member Per Month (PEMPM)

1-year program billed PEMPM

Pricing: \$2,499


Ciba Health will offer a Performance Guarantee on 2 metrics and will place 40% of its fees at risk:

- 5% ROI in year 1
- 50% engagement of enrolled cohort

Payment schedule includes initial payments covering fixed cost incurred by Ciba Health before switching to monthly payments starting Month 4 of the journey.

Ciba will suspend monthly billing for participants who become disengaged after 3 months.

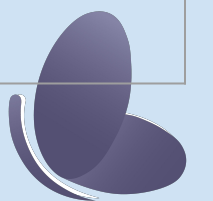
For the PGs to apply, client will guarantee a minimum of 30 participants finishing the program (n=30).



Digestive Health Program

PEMPPM Option 1 Schedule

Month 1: Enrollment / Admin / Setup	\$500.00
Month 2: Labs / Tech / Clinical	\$750.00
Month 3: Care Team / Supplements	\$125.00
Month 4: Care Team / RPM	\$125.00
Month 5: Care Team / RPM	\$125.00
Month 6: Care Team / RPM	\$125.00
Month 7: Care Team / RPM	\$125.00
Month 8: Care Team / RPM	\$125.00
Month 9: Care Team / RPM	\$125.00
Month 10: Care Team / RPM	\$125.00
Month 11: Care Team / RPM	\$125.00
Month 12: Care Team / RPM	\$124.00
Total	\$2499.00



Digestive Health Program

Option 2: Per Engaged Member Per Month (PEMPM)

1-year program billed PEMPM


Pricing: \$2,499

Ciba Health will offer a Performance Guarantee on 2 metrics and will place 40% of its fees at risk:

- 5% ROI in year 1
- 50% engagement of enrolled cohort

Payment schedule includes a guaranteed 6 initial payments covering fixed cost incurred by Ciba Health. As of Month 7, Ciba will suspend monthly billing for participants who become disengaged.

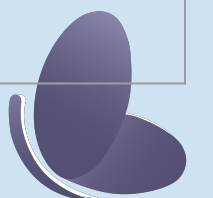
For the PGs to apply, client will guarantee a minimum of 30 participants finishing the program (n=30).



Digestive Health Program

PEMPPM Option 2 Schedule

Month 1: Enrollment / Admin / Setup	\$500.00
Month 2: Labs / Tech / Clinical	\$182.00
Month 3: Care Team / Supplements	\$182.00
Month 4: Care Team / RPM	\$182.00
Month 5: Care Team / RPM	\$182.00
Month 6: Care Team / RPM	\$182.00
Month 7: Care Team / RPM	\$182.00
Month 8: Care Team / RPM	\$182.00
Month 9: Care Team / RPM	\$182.00
Month 10: Care Team / RPM	\$182.00
Month 11: Care Team / RPM	\$182.00
Month 12: Care Team / RPM	\$179.00
Total	\$2499.00



Digestive Health Program

Option 3: Outcomes-Based Pricing (OBP)

1-year program billed based on OBP

Pricing: \$2,499

50% of fees are billed as follows


- Month 1: Initial fee of \$1,000 per enrollee
- Month 2: fee of \$250 per engaged member

The remaining 50% of fees (\$1,249) will be billed (50% each) for achieving each of the 2 following outcomes (KPIs):

- 5% ROI in year 1
- 50% engagement of enrolled cohort

For the OBP to apply, client will guarantee 50 participants in the program (n=50).

In the event of outcomes achievement (KPIs), client will agree to split the savings achieved by using the Ciba Health's product on a 50/50 basis.



Performance Guarantees (PGs)


For the PGs to apply across billing options and schedules, the n of patients participating and finishing any given program needs to be satisfied (n=30 for PEMPM 1; n=30 for PEMPM 2; n=50 for OBP).

Ciba Health will offer a Performance Guarantee on 2 metrics and will place 40% of its fees at risk:

- 5% ROI in year 1
- 50% engagement of enrolled cohort

ROI is defined by cost savings generated to the client, for a participating cohort, due to the use of Ciba Health's products.

The engagement referred to in the PGs reflects the number of patients finishing the program out of those originally enrolled.



Return On Investment (ROI)

The ROI savings will be measured across 4 categories:

- Emergency room visit cost (source: claims data)
- Medication usage cost (source: claims data)
- Healthcare utilization cost (source: claims data)
- Absenteeism (source: HRMS data)

Claims data for the year before starting the program and up to 18 months following the launch are a dependency to assess ROI and determine outcomes (Key Performance Indicators) achievement.

